

CONNESSIONI IDRAULICHE - HIDRAULIC CONNECTIONS			
Rif.	Attacchi - Connections	Tipo	
A	OUT Utenza - User water outlet	ODS	Ø 28
B	IN Utenza - User water inlet	ODS	Ø 28
C	OUT ACS - Domestic hot water outlet	ODS	Ø 28
D	IN ACS - Domestic hot water inlet	ODS	Ø 28

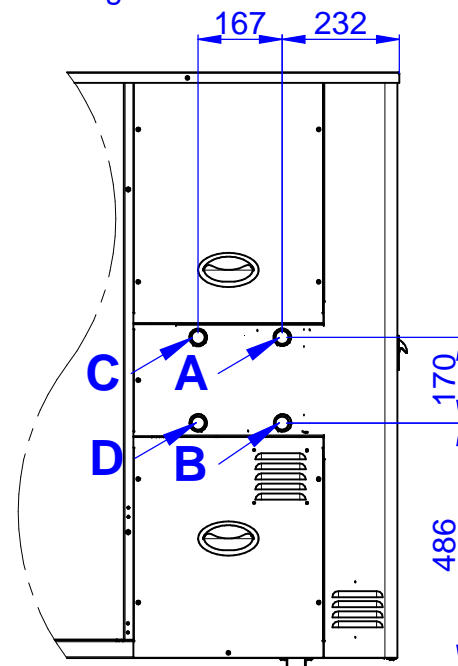
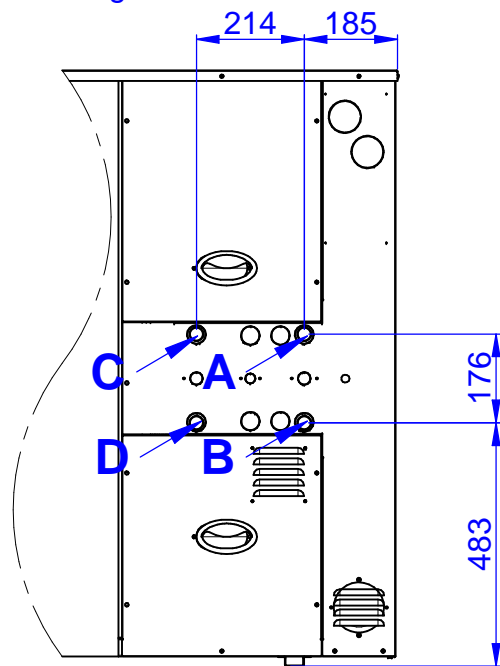
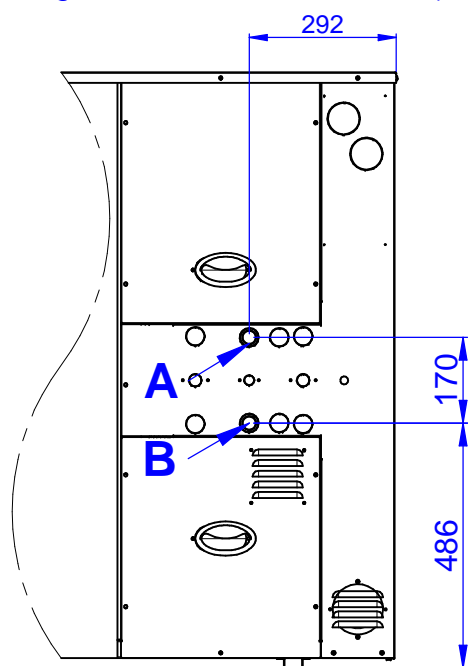
1:12

CONNESSIONI ELETTRICHE
ELECTRIC CONNECTIONS

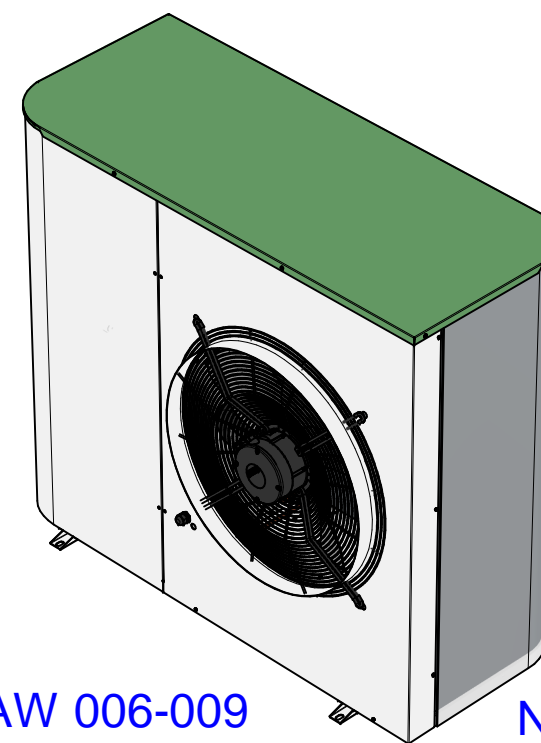
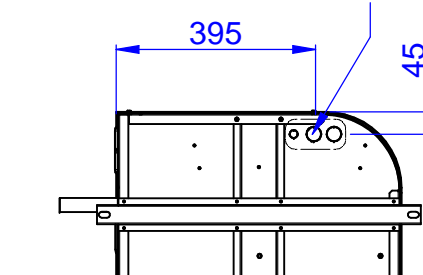
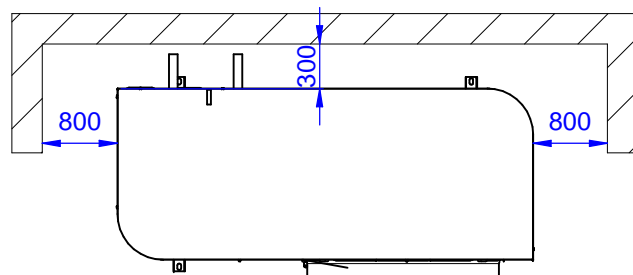
Configurazione attacchi vers. H (no ACS)

Configurazione attacchi vers. H


Configurazione attacchi vers. M-P



CONNESSIONI ELETTRICHE
ELECTRIC CONNECTIONS



NAW 006-009
Ventilatore ø630



NAW 012-015-017
Ventilatore ø710



Data/e-Visto/Ckd 28/09/22NP	Rev. C	Descrizione modifiche - Modifications description Aggiunto vista	
Data/e-Visto/Ckd 20/02/20NP	Rev. B	Descrizione modifiche - Modifications description Aggiornamento generale - modificato cartiglio	
Data/e-Visto/Ckd 23/10/19NP	Rev. A	Descrizione modifiche - Modifications description Aggiornamento generale	
Data - Date 20/09/2018	Autore tavola - 2D drawing designer Piccotin	Autore modello - 3D model designer Piccotin	
Descrizione - Description DIMENSIONI INGOMBRO - CONNESSIONI IDRAULICHE OVERALL DIMENSIONS - HIDRAULIC CONNECTIONS GESAMTABMESSUNGEN - WASSERANSCHLUESSE	Serie - Series NAW H-M-P	Materiale - Material -	
Codice/Disegno - Code/Drawing HF640J2520	Modello - Model All	QUOTE SENZA INDICAZIONE DI TOLLERANZA GRADO DI PRECISIONE MEDIO - UNI 5307-63	
	Peso - Weight (kg) -	Rev. C	Visto - Checked