
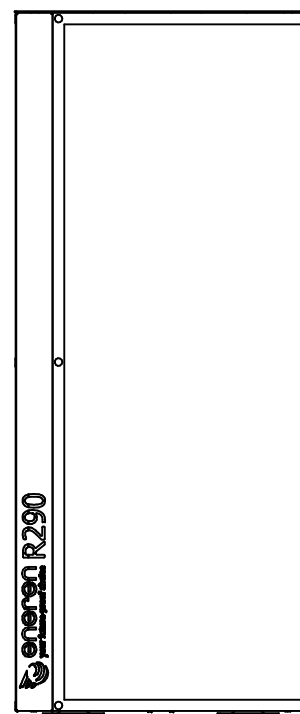


VISTA POSTERIORE
REAR VIEW



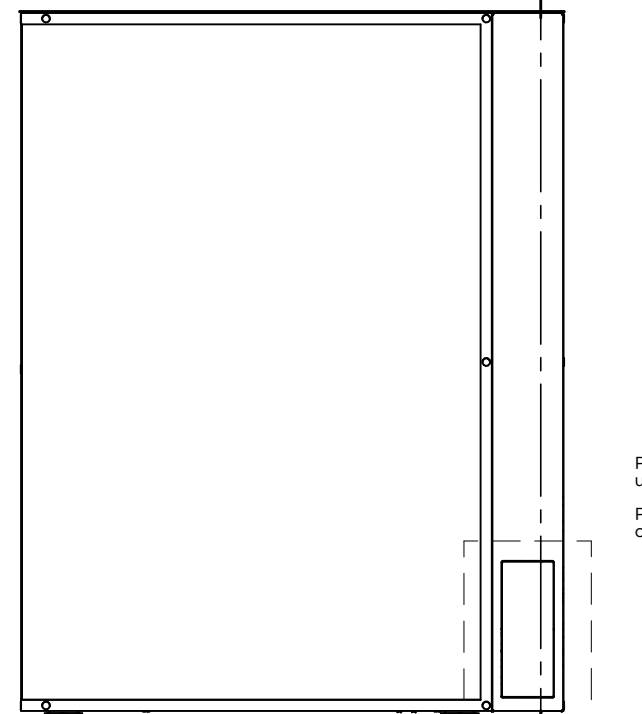
VISTA LATERALE
LATERAL VIEW



FLUSSO ARIA
AIR FLOW
>>>

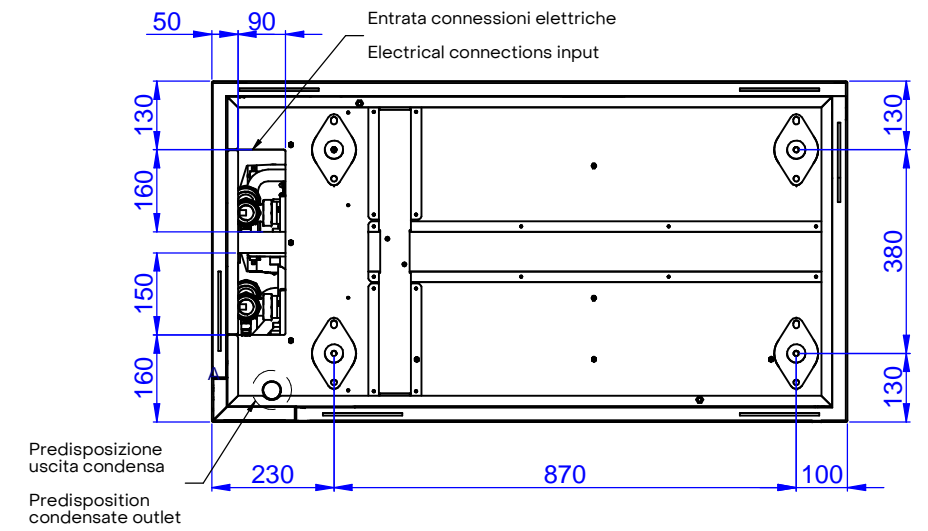
FLUSSO ARIA
AIR FLOW
>>>

VISTA FRONTALE
FRONT VIEW

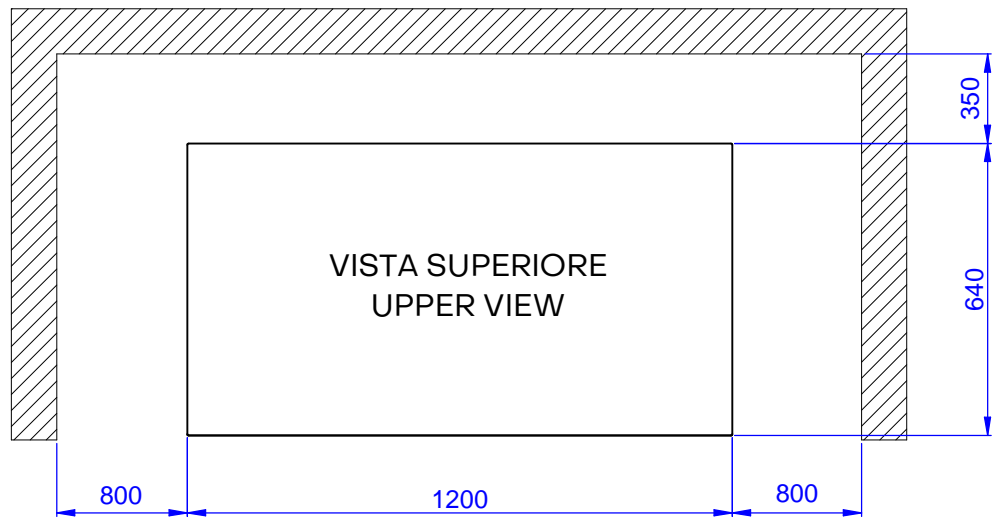


Predisposizione alle connessioni posteriori
Pre disposition for rear connections

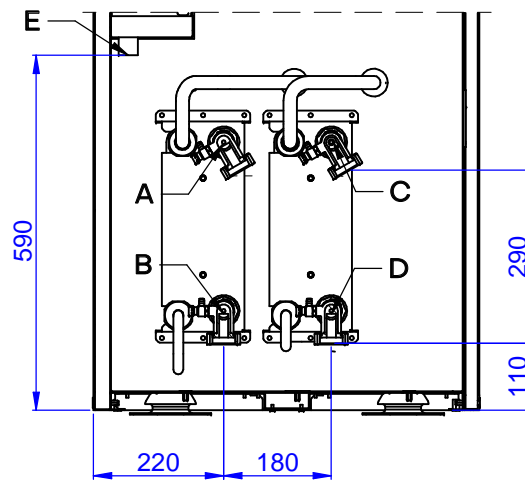
VISTA DAL FONDO
BOTTOM SIDE VIEW



VISTA SUPERIORE
UPPER VIEW



SEZIONE A-A



CONNESSIONI IDRAULICHE - HYDRAULIC CONNECTIONS			
RIF	ATTACCHI-CONNECTIONS	TIPO - TYPE	VERSIONE - VERSION
A	OUT Utenza - User water outlet	G 11/2" F	M - H - H_3way valve
B	IN Utenza - User water inlet	G 11/2" F	M - H
B	OUT ACS - Domestic hot water outlet	G 11/2" F	H_3 way valve
C	OUT ACS - Domestic hot water outlet	G 11/2" F	M
C	IN Utenza - User water inlet	G 11/2" F	H_3 way valve
D	IN ACS - Domestic hot water inlet	G 11/2" F	M - H_3way valve
E	Scarico condensa - Water drain	Ø32 mm	M - H

	Data/e-Visto/Ckd	Rev.	Descrizione modifiche - Modifications description		
	Data/e-Visto/Ckd	Rev.	Descrizione modifiche - Modifications description		
	Data/e-Visto/Ckd	Rev.	Descrizione modifiche - Modifications description		
	Data - Date	11/03/2024	Autore tavola - 2D drawing designer	Autore modello - 3D model designer	
Descrizione - Description Dimensionale HXE		Serie - Series HXE	Materiale - Material -		
Codice/Disegno - Code/Drawing HXE R290		Modello - Model -	QUOTE SENZA INDICAZIONE DI TOLLERANZA GRADO DI PRECISIONE MEDIO - UNI 5307-63		
		Peso - Weight (kg) 280 kg	Scala (A3) 1:16.67	Visto - Checked 	