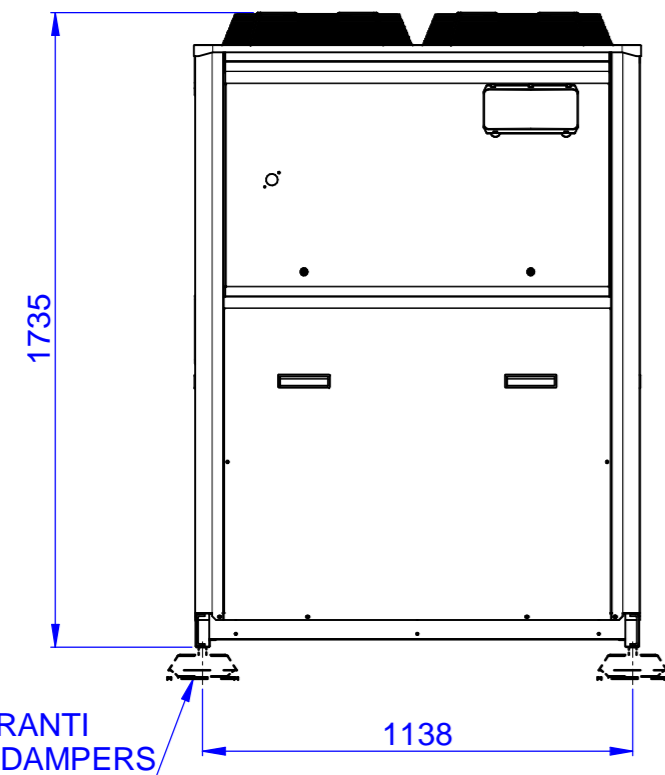


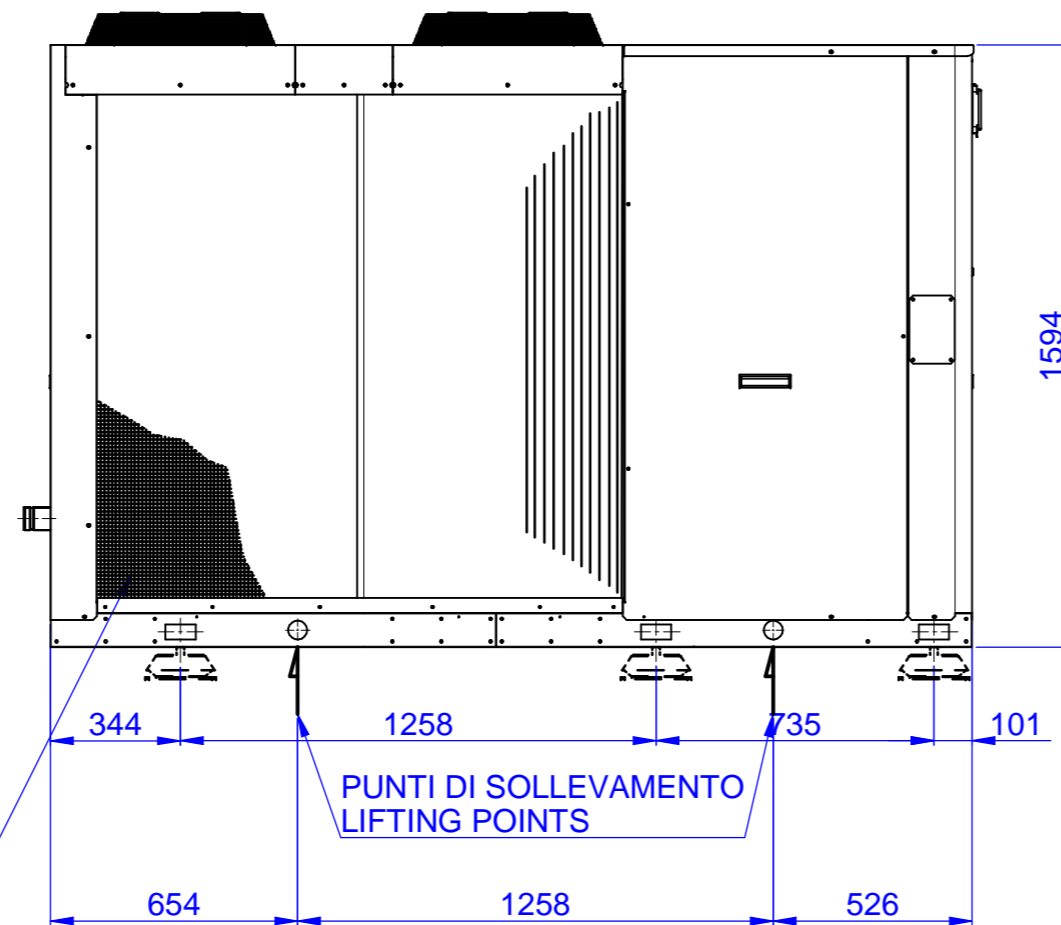
**VISTA FRONTALE  
FRONT VIEW  
VORDERANSICHT**



PIEDINI ANTIVIBRANTI  
ANTIVIBRATING DAMPERS

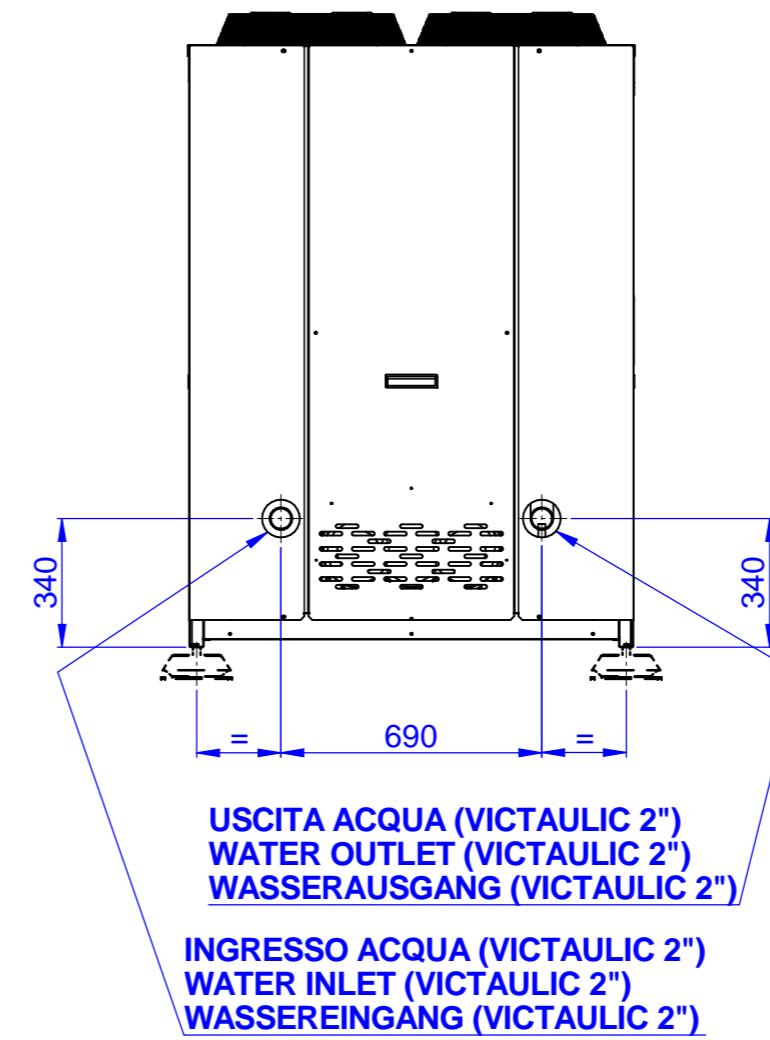
GRIGLIA DI PROTEZIONE (opzionale)  
PROTECTION GRILL (optional)  
SCHUTZGITTER (optional)

**FIANCO DESTRO  
RIGHT SIDE VIEW  
SEITENANSICHT RECHTS**



PUNTI DI SOLLEVAMENTO  
LIFTING POINTS

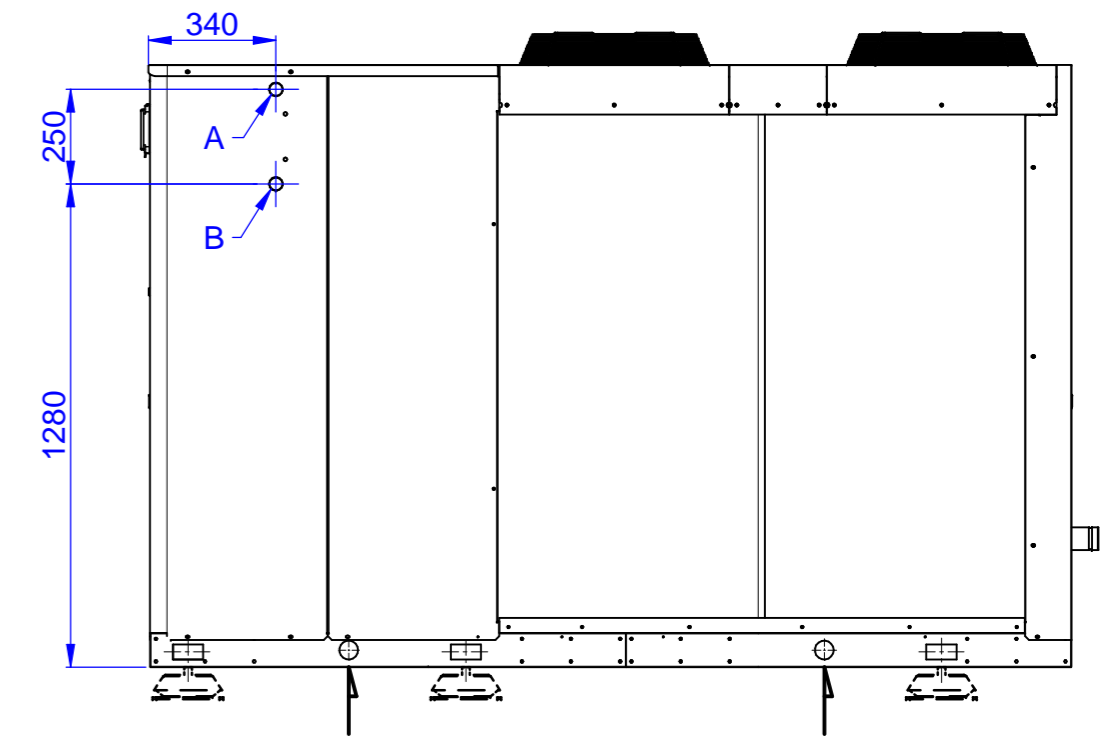
**VISTA POSTERIORE  
REAR VIEW  
RUECKANSICHT**



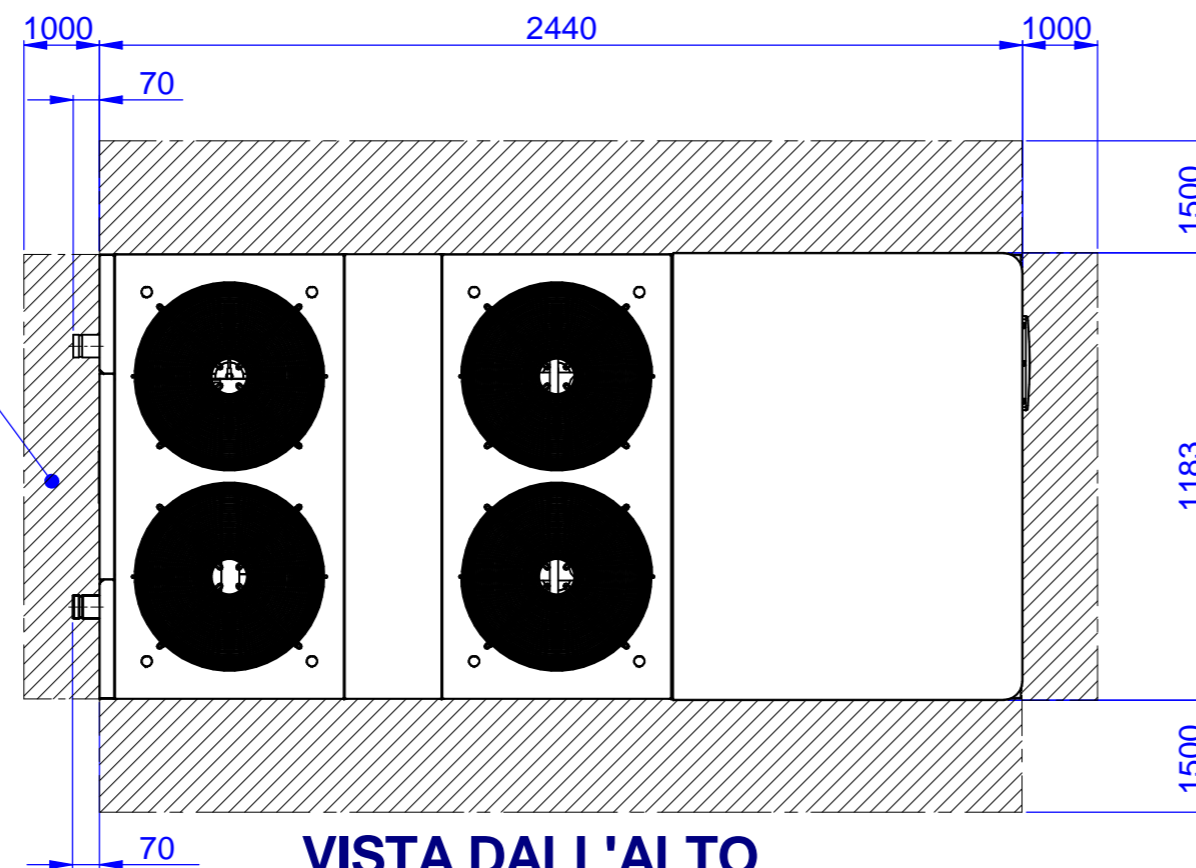
USCITA ACQUA (VICTAULIC 2")  
WATER OUTLET (VICTAULIC 2")  
WASSERAUSGANG (VICTAULIC 2")

INGRESSO ACQUA (VICTAULIC 2")  
WATER INLET (VICTAULIC 2")  
WASSEREINGANG (VICTAULIC 2")

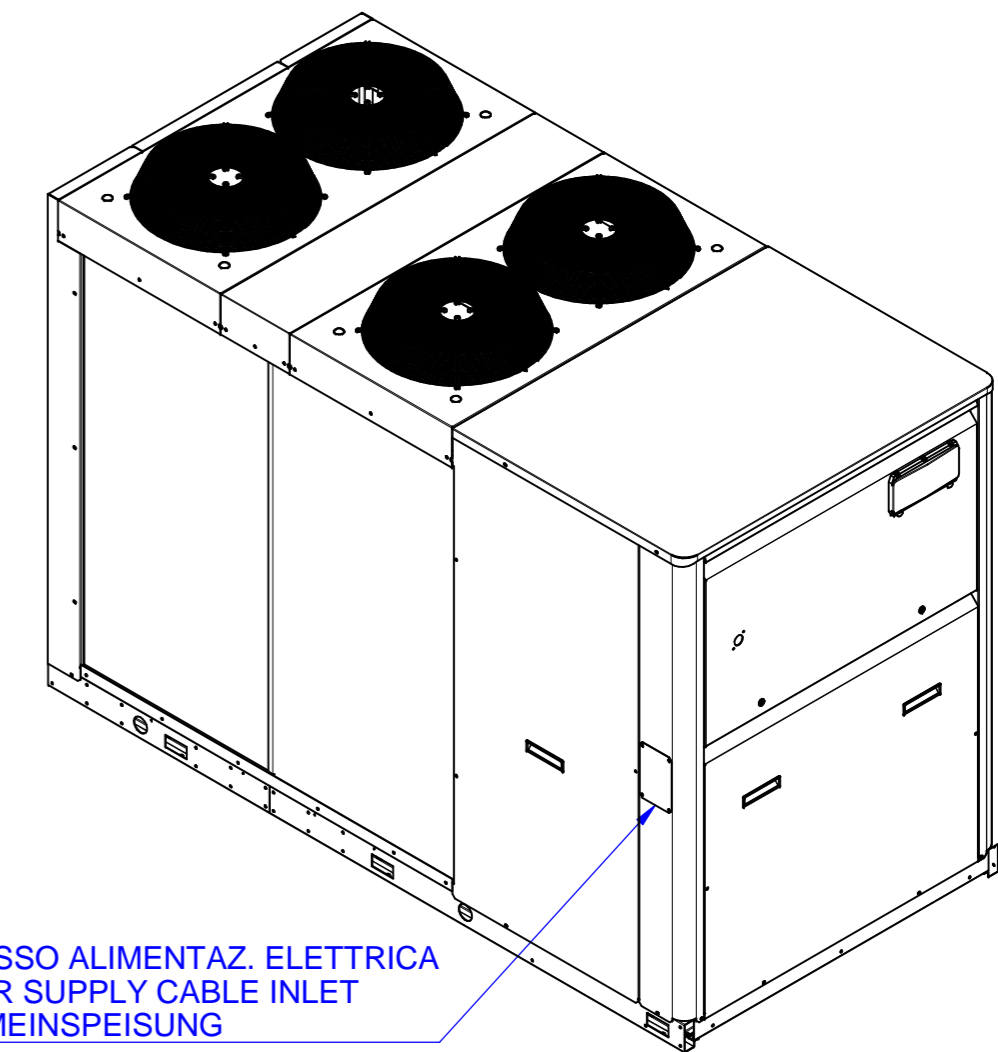
**FIANCO SINISTRO  
LEFT SIDE VIEW  
SEITENANSICHT LINKS**



SPAZIO DI INSTALLAZIONE  
INSTALLATION AREA  
BEREICH DER INSTALLATION



**VISTA DALL'ALTO  
TOP VIEW  
DRAUFSICHT**



INGRESSO ALIMENTAZ. ELETTRICA  
POWER SUPPLY CABLE INLET  
STROMEINSPEISUNG

**A =** USCITA ACQUA RECUPERO DI CALORE OPZIONALE (TRONCHETTO 1")  
WATER OUTLET HEAT RECOVERY OPTIONAL (THREAD 1")  
WASSERAUSGANG WAERMERUECKGEWINNUNG OPTIONAL (NIPPEL 1")

**B =** INGRESSO ACQUA RECUPERO DI CALORE OPZIONALE (TRONCHETTO 1")  
WATER INLET HEAT RECOVERY OPTIONAL (THREAD 1")  
WASSEREINGANG WAERMERUECKGEWINNUNG OPTIONAL (NIPPEL 1")

	Date/le-Visita/Ckd	Rev.	Descrizione modifiche - Modifications description	
	Date/le-Visita/Ckd	Rev.	Descrizione modifiche - Modifications description	
	Date/le-Visita/Ckd	Rev.	Descrizione modifiche - Modifications description	
	08/02/18MZ	A	Aggiunto recupero di calore	
Data - Date	Autore tavola - 2D drawing designer	Autore modello - 3D model designer		
26/01/2011	Grossi	Grossi		
Descrizione - Description		Serie - Series	Materiale - Material	
Dimensioni d'ingombro - Connessioni idrauliche		EPS	-	
Overall dimensions - Hydraulic connections		Modello - Model	QUOTE SENZA INDICAZIONE DI TOLLERANZA	
Gesamtabmessungen - Wasseranschlüsse		F1+	GRADO DI PRECISIONE MEDIO - UNI 5307-63	
Codice/Disegno - Code/Drawing	Peso - Weight (kg)	Rev.	Visto - Checked	
HF640J0917	-	A		