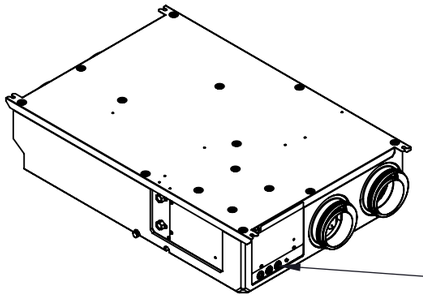

Ingresso alimentazione elettrica
Electric power input
Entrée d'energie électrique
Entrada de energía eléctrica
Elektrischer Leistungseingang

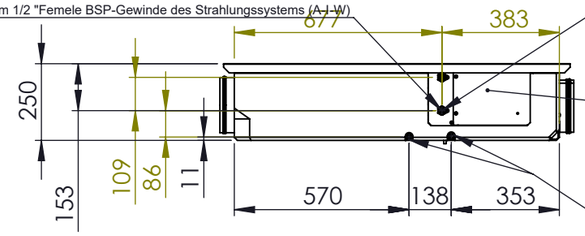

Ingresso acqua dal sistema radiante 1/2" Gas Femmina (A-I-W)
Water inlets from radiant system 1/2" femele BSP thread (A-I-W)
Entrées d'eau du système radiant 1/2 "filetage femele BSP (A-I-W)
Entradas de agua del sistema radiante 1/2 "rosca BSP Femele (A-I-W)
Wassereinlässe aus dem 1/2 "Femele BSP-Gewinde des Strahlungssystems (A-I-W)

Ritorno acqua al sistema radiante 1/2" Gas Femmina (A-I-W)
Water outlets to radiant system 1/2" female BSP thread (A-I-W)
Sorties d'eau vers le système rayonnant 1/2 "filetage femelle BSP (A-I-W)
Salidas de agua al sistema radiante Rosca hembra BSP de 1/2 "(A-I-W)
Wasserauslässe zum 1/2 "BSP-Innengewinde (A-I-W) des Strahlungssystems

Pannelli di ispezione / manutenzione
Ispection / maintenance panel
Panneau d'inspection / maintenance
Panel de inspección / mantenimiento
Inspektions- / Wartungsplatte

Scarico condensa
Drain condensation
Vidange des condensats
Drenaje de consensaciòn
Kondesatabfluss

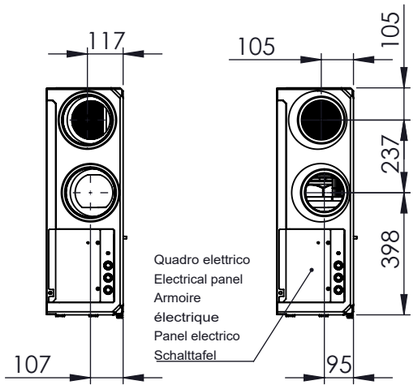

Quadro elettrico
Electrical panel
Armoire
électrique
Panel electrico
Schalttafel

VISTA AUSILIARIA A
Assemblaggio con boccagli per taglia:
300 - 350
Le quote non inserite rimangono invariate.

Assemblaggio con boccagli per taglia:
200 - 250

RITORNO ARIA ESAUSTA
EXHAUSTED AIR INLET
ENTRÉE D'AIR ÉVACUÉ
ENTRADA DE AIRE ESCAPE
ABGELAUFENER LUFTEINLASS

VISTA DALL'ALTO
TOP VIEW
VUE DE DESSUS
VISTA SUPERIO

INGRESSO ARIA DI RINNOVO
FRESH AIR INLET
ENTRÉE D'AIR DE RENOUVELLEMENT
RENOVACIÓN DE ENTRADA DE AIRE
LUFTEINLASS ERNEUERN

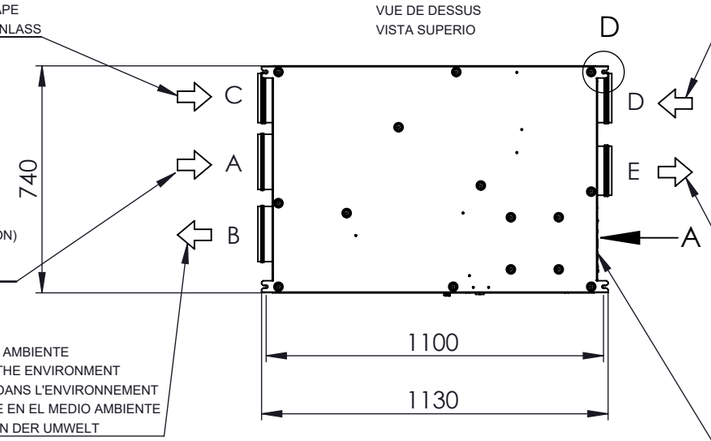

INGRESSO ARIA DALL'AMBIENTE (PER RICIRCOLO)
AIR INLET FROM THE ENVIRONMENT (FOR RECIRCULATION)
ENTRÉE D'AIR DE L'ENVIRONNEMENT (POUR LA RECIRCULATION)
ENTRADA DE AIRE DEL ENTORNO (PARA RECIRCULACIÓN)
LUFTEINLASS AUS DER UMWELT (Zur Umwälzung)

MANDATA ARIA IN AMBIENTE
AIR DELIVERY IN THE ENVIRONMENT
LIVRAISON D'AIR DANS L'ENVIRONNEMENT
ENTREGA DE AIRE EN EL MEDIO AMBIENTE
LUFTLIEFERUNG IN DER UMWELT

ESPULSIONE ARIA ESAUSTA
EXHAUST AIR
ECHAPPEMENT D'AIR
ESCAPE DE AIRE

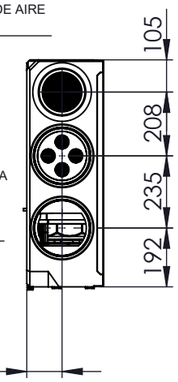

Lato quadro elettrico
Electrical panel side
Côté panneau électrique
Panel eléctrico lado
Seite der Schalttafel

Pannello d'estrazione filtro
Filter extraction panel
Panneau d'exctration de filtre
Panel de extracción de filtro
Filterabsaugplatte

Pannello di ispezione ventilatore
Fan inspection panel
Panneau d'inspection ventilateur
Panel de inspección ventilador
Lufter-Inspektionsplatte

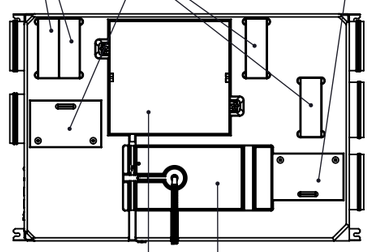

Vaschetta di raccolta condensa recuperatore
Recuperator condensate collection tray
Bac de récupération des condensats du récupérateur
Bandeja de recogida de condensados del recuperador
Auffangwanne für das Kondenswasser des Rekuperators

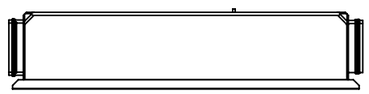

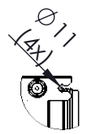

DETTAGLIO D

Vaschetta di raccolta condensa scambiatore termico
Heat exchanger condensate collection tray
Bac de récupération des condensats de l'échangeus termique
Bandeja de recogida de condensados del intercambiador de calor
Kondensatauffangwanne des Wärmetauschers

DIMENSIONI DEI BOCCAGLI
SIZE NOZZLES

TAGLIA SIZE	A Ø(mm)	B Ø(mm)	C Ø(mm)	D Ø(mm)	E Ø(mm)
20	160	160	125	125	125
25	160	160	125	125	125
30	180	180	160	160	160
35	180	180	160	160	160

eneren

Data/e - Visto/Ckd	Rev.	Descrizione modifiche - Modification description
06/11/24	B	Aggiornate note
19/06/24	A	Aggiornata disposizione quote e note

Data - Date: 06/03/2024
Autore tavola - 2D drawing designer: Albertin M.
Autore modello - 3D model designer: Albertin M.

Descrizione - Description
Foglio dimensionale HO
Dimensional sheet HO

Serie - Series: HO
Materiale - Material: -
Modello -Model: 20-35
QUOTE SENZA INDICAZIONE DI TOLLERANZA
GRADO DI PRECISIONE MEDIO - UNI 5307-63

Codice/Disegno - Code/Drawing: HO
Peso - Weight (kg): -
Rev.: B
Visto - Checked: Davide G