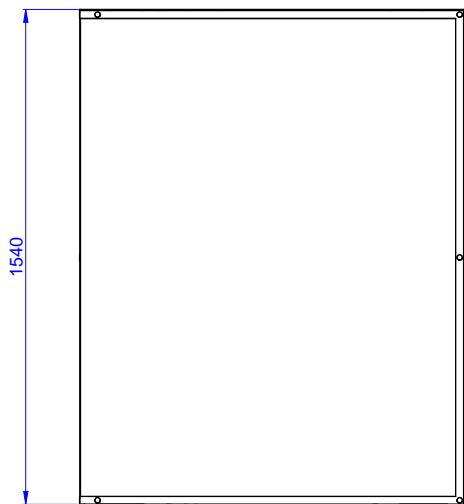
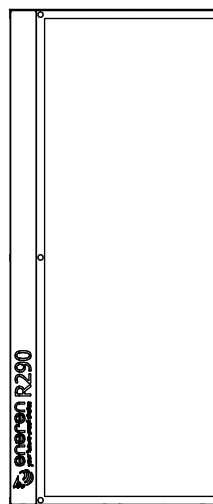


VISTA POSTERIORE  
REAR VIEW



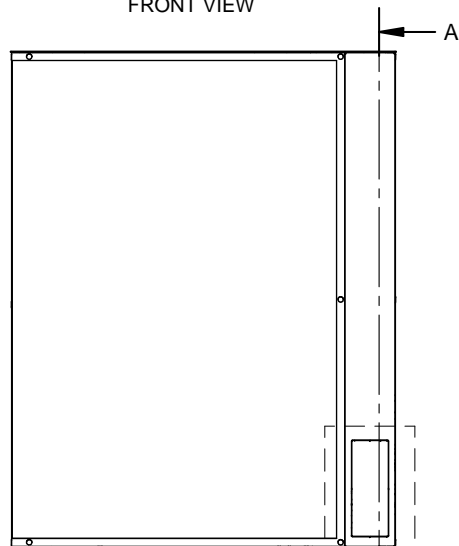
VISTA LATERALE  
LATERAL VIEW



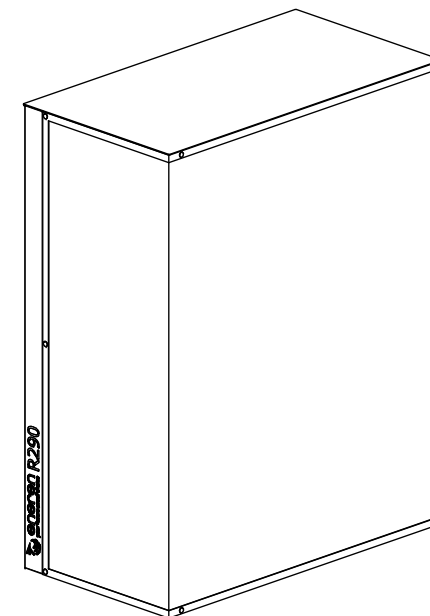
FLUSSO ARIA  
AIR FLOW  
>>>

FLUSSO ARIA  
AIR FLOW  
>>>

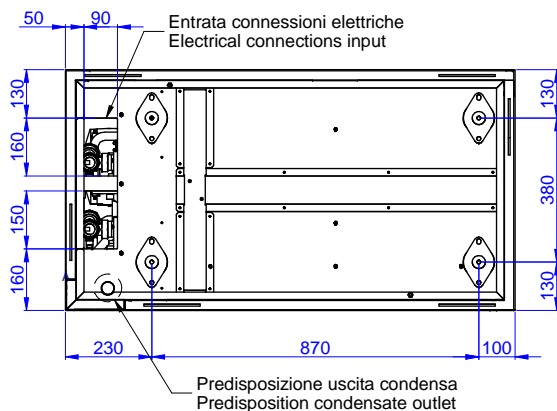
VISTA FRONTALE  
FRONT VIEW



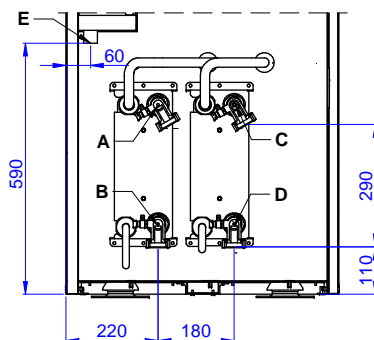
Predisposizione per connessioni posteriori  
Pre disposition for rear connections



VISTA DAL FONDO  
BOTTOM SIDE VIEW



SEZIONE A-A



\*ATTENZIONE, LE DISTANZE DI SICUREZZA PER L'INSTALLAZIONE SONO RIPORTATE NEL MANUALE DI USO E MANUTENZIONE  
\*ATTENTION, THE SAFETY DISTANCES FOR INSTALLATION ARE GIVEN IN THE USE AND MAINTENANCE MANUAL

CONNESSIONI IDRAULICHE - HYDRAULIC CONNECTIONS			
RIF	ATTACCHI-CONNECTIONS	TIPO - TYPE	VERSIONE - VERSION
A	OUT Utenza - User water outlet	G 1 1/2" F	M - H - H_3way valve
B	IN Utenza - User water inlet	G 1 1/2" F	M - H
C	OUT ACS - Domestic hot water outlet	G 1 1/2" F	M - H_3way valve
D	IN ACS - Domestic hot water inlet	G 1 1/2" F	M - H_3way valve
E	Scarico condensa - Water drain	Ø32 mm	M - H

	Data/e-Visto/Ckd	Rev.	Descrizione modifiche - Modifications description	
	Data/e-Visto/Ckd	Rev.	Descrizione modifiche - Modifications description	
	Data/e-Visto/Ckd	Rev.	Descrizione modifiche - Modifications description	
	Data - Date	11/03/2024	Autore tavola - 2D drawing designer	Autore modello - 3D model designer
Descrizione - Description <b>Dimensionale HXE F1</b>		Serie - Series <b>HXE</b>	Materiale - Material -	
Codice/Disegno - Code/Drawing <b>HF640J4093</b>		Peso - Weight (kg) <b>280 kg</b>	Scala (A3) <b>1:16,67</b>	Visto - Checked 
		Modello - Model -		QUOTE SENZA INDICAZIONE DI TOLLERANZA GRADO DI PRECISIONE MEDIO - UNI 5307-63 